



MBSMP60-24



## MBSMP SERIES

### Mega Top Sandwich/Salad Prep Units

#### MODELS

- MBSMP27-12
- MBSMP36-15
- MBSMP48-18
- MBSMP60-24
- MBSMP72-30

### FEATURES

#### CONSTRUCTION

- Curved corner design creates a stylish appearance and reduces chances of injury in slip-and-fall accidents
- Stainless steel interior and exterior
- Foamed-in-place with low ODP polyurethane insulation
- Standard 9 1/2" deep reversible cutting board
- Insulated top lid
- Wall thickness: 1.77"
- 6" diameter casters
- Adjustable heavy-duty vinyl-coated shelves
- 1/6 size pans included (three 1/9 size pans and nine 1/6 pans included in MBSMP27-12)

#### DOORS

- Self-closing
- Standard door swing configuration:
  - 1-door models ..... hinged right
  - 2-door models . left hinged left, right hinged right
  - 3-door models . left hinged left, middle hinged left, right hinged right
- Door width:
  - MBSMP27-12 ..... 27 1/4"
  - MBSMP36-15 ..... 18"
  - MBSMP48-18 ..... 23 7/8"
  - MBSMP60-24 ..... 30"
  - MBSMP72-30 ..... 23 7/8"

#### REFRIGERATION

- Self-contained refrigeration system
- Forced air system
- Refrigerant: R-134a
- Temperature range: 32° to 40°F (0° to 4°C)

#### WARRANTY

- Standard limited four year extended compressor and one year limited parts and labor

#### OPTIONS

- Single or double overshelf
- Refrigerated drawers (excluding MBSMP36-15)

### BID SPECIFICATIONS

Item no. MBSMP-\_\_\_\_\_. Provide \_\_\_\_\_ Mega Top Sandwich/Salad Prep Unit(s), Master-Bilt model no. MBSMP\_\_\_\_\_.  
 Prep unit will feature rounded corner construction with stainless steel interior

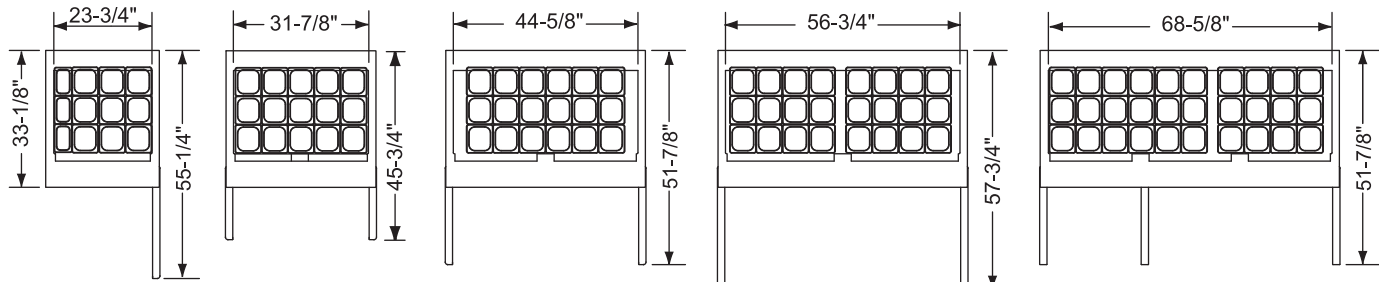
and exterior.  
 The refrigeration system will be bottom mounted and self-contained. Refrigerant will be R-134a. The temperature range will be 32° to 40°F (0° to 4° C).

Prep unit to have standard limited 4 year extended compressor warranty and one year limited parts and labor warranty.  
 Prep unit to be UL, C-UL and ETL Sanitation listed.

### TECHNICAL SPECIFICATIONS

MODEL	DIMENSIONS (in.)			DIMENSIONS (mm)			VOLTS	AMPS	UNIT H.P.	NO. OF DOORS	NO. OF SHELVES	NO. OF PANS	CAP. CU. FT.	SHIP CU. FT.	SHIP WT. LB/KG
	L	D*	H**	L	D*	H**									
MBSMP27-12	27 <sup>1</sup> / <sub>2</sub>	35 <sup>1</sup> / <sub>4</sub>	44 <sup>1</sup> / <sub>8</sub>	699	895	1121	115	3.2	1/5	1	1	(9) 1/6, (3) 1/9	6.8	27.1	223/101
MBSMP36-15	36 <sup>3</sup> / <sub>8</sub>	35 <sup>1</sup> / <sub>4</sub>	44 <sup>1</sup> / <sub>8</sub>	924	895	1121	115	3.6	1/5	2	2	(15) 1/6	9.4	33.6	284/129
MBSMP48-18	48 <sup>1</sup> / <sub>4</sub>	35 <sup>1</sup> / <sub>4</sub>	44 <sup>1</sup> / <sub>8</sub>	1226	895	1121	115	7.9	3/8	2	2	(18) 1/6	12.7	46.1	318/145
MBSMP60-24	60 <sup>3</sup> / <sub>8</sub>	35 <sup>1</sup> / <sub>4</sub>	44 <sup>1</sup> / <sub>8</sub>	1534	895	1121	115	7.9	3/8	2	2	(24) 1/6	16.0	56.8	362/165
MBSMP72-30	72 <sup>3</sup> / <sub>8</sub>	35 <sup>1</sup> / <sub>4</sub>	44 <sup>1</sup> / <sub>8</sub>	1838	895	1121	115	9.9	3/8	3	3	(30) 1/6	19.6	67.0	399/181

\*Depth includes cutting board. \*\*Height includes casters.




MBSMP27-12  
PLAN VIEW

MBSMP36-15  
PLAN VIEW

MBSMP48-18  
PLAN VIEW

MBSMP60-24  
PLAN VIEW

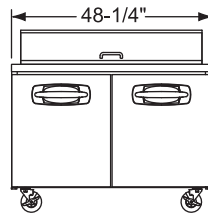
MBSMP72-30  
PLAN VIEW



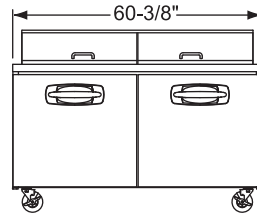
MBSMP27-12  
ELEVATION  
VIEW



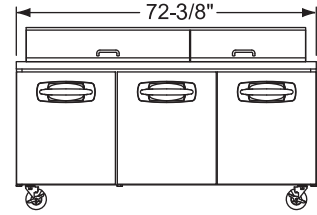
MBSMP36-15  
ELEVATION  
VIEW



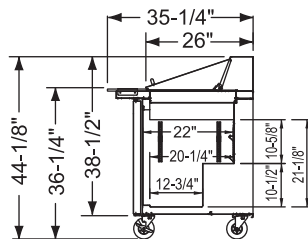
MBSMP48-18  
ELEVATION  
VIEW



MBSMP60-24  
ELEVATION  
VIEW



MBSMP72-30  
ELEVATION  
VIEW



ALL MODELS  
SIDE VIEW

### LISTINGS



### HOOKUP

All models via plug in, 9 foot long flexible three wire 14/3 cord with molded plug.



NEMA 5-15P

NOTE: Cabinet designed for optimum performance in air-conditioned area at 75°F ambient and 55% relative humidity. All specifications subject to change without notice.