



## KLT-DS

### Direct Steam Tilting Kettle on Legs



KLT-DS TILTING KETTLE ON LEGS

Project \_\_\_\_\_

Item No. \_\_\_\_\_

Quantity \_\_\_\_\_

- Model KLT-20DS - 20 gallon (76 litres) direct steam tri-leg tilting kettle
- Model KLT-30DS - 30 gallon (114 litres) direct steam tri-leg tilting kettle
- Model KLT-40DS - 40 gallon (151 litres) direct steam tri-leg tilting kettle
- Model KLT-60DS - 60 gallon (227 litres) direct steam tri-leg tilting kettle
- Model KLT-80DS - 80 gallon (303 litres) direct steam quad-leg tilting kettle
- Model KLT-100DS - 100 gallon (379 litres) direct steam quad-leg tilting kettle

#### CONSTRUCTION

- Water resistant construction
- 304 stainless steel construction
- 2/3 jacketed
- 316 stainless steel interior cooking surface for added corrosion resistance for 20, 30 and 40 gallon
- Hemispherical design on bottom of kettle for superior heat circulation
- Tilt mechanism permits kettle to tilt forward 90° to empty

#### STANDARD FEATURES

- Steam control valve mounted in console
- Stainless steel faucet bracket
- One year parts and labor warranty\*

\* For all international markets, contact your local distributor.



#### OPTIONS AND ACCESSORIES

(AT ADDITIONAL CHARGE)

- **Etched markings**
  - Gallons
  - Litres
- **Draw Off valves and accessories**
  - 2" (50mm) draw off valve
  - 3" (76mm) draw off valve
  - 2" (50mm) dairy valve
  - 3" (76mm) dairy valve
  - Perforated strainer for draw off
  - Solid stainless steel disc for draw off valve
- **Faucets**
  - Single pantry faucet with swing spout
  - Double pantry faucet with swing spout
- **Covers**
  - One piece lift off stainless steel cover
  - Spring assist hinged stainless steel cover
- 316 stainless steel liner for 60, 80 and 100 gallon
- 50 PSI (345 kPa) high pressure operation for higher cooking temperature
- Tri-basket assembly
- Pan carrier for 40 and 100 gallon
- Strainer hook
- Graduated measuring strip
- Steam trap assembly consisting of steam trap, check valve, and Y strainer
- Pour strainer
- Correctional package

**BLODGETT**

[www.blodgett.com](http://www.blodgett.com)

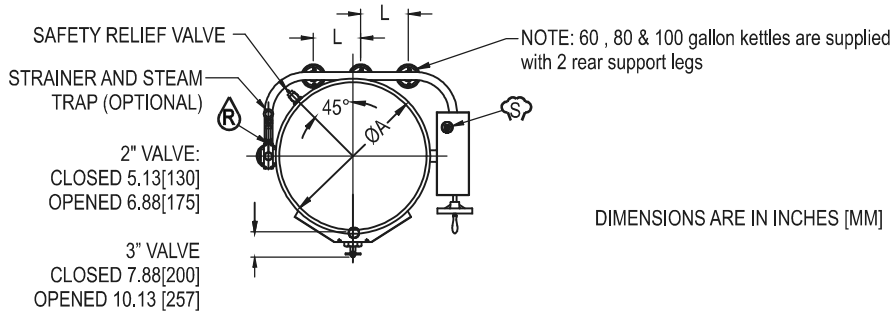
44 Lakeside Avenue, Burlington, VT 05401 • Phone: (802) 658-6600 • Fax: (802) 864-0183



# KLT-DS TILTING KETTLE ON LEGS



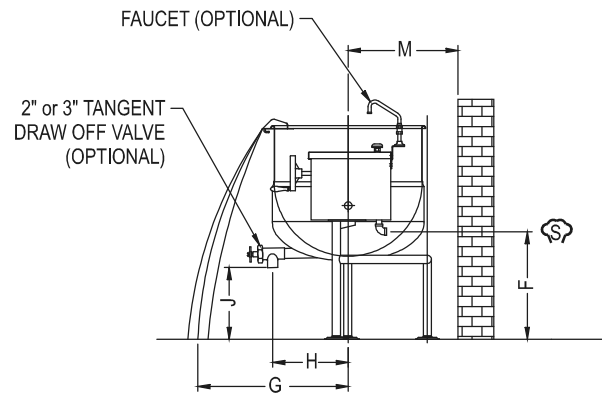
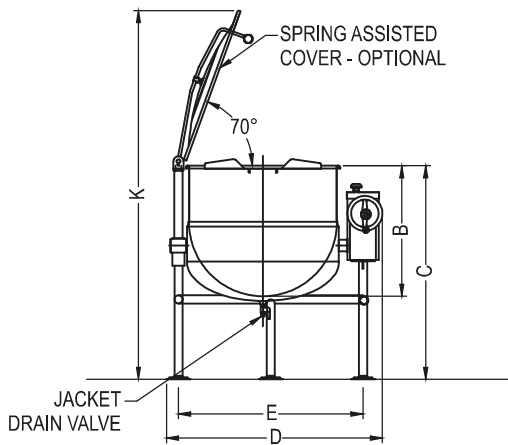
APPROVAL/STAMP



DIMENSIONS ARE IN INCHES [MM]



**FLANGED FOOT DETAIL**  
4 EQUALLY SPACED  
Ø7/16" [11mm] HOLES  
ON 3 [76] B.C.



MODEL	A	B	C	D	E	F	G	H (2")	H (3")	J (2")	J (3")	K	L	M
KLT-20DS	21[535]	18[460]	37[940]	34.75[885]	28.5[724]	22[559]	25.63[651]	12[305]	13.25[337]	17[432]	16.5[419]	59.5[1512]	-	15.38[391]
KLT-30DS	24[610]	20[510]	37[940]	37.75[960]	31.5[800]	20.75[527]	27.13[689]	12.5[317]	14.25[362]	15[381]	14.5[368]	62.5[1588]	-	15.38[391]
KLT-40DS	26[660]	22.5[570]	37[940]	39.75[1010]	33.5[850]	20.25[514]	28.63[727]	13[330]	15.25[387]	12.5[318]	12[305]	64[1626]	-	16.38[416]
KLT-60DS	29.5[750]	26[660]	40.5[1029]	43.25[1100]	37[940]	21.5[546]	30.13[765]	15.5[394]	15.5[394]	14.5[368]	14[356]	74[1879]	9.5[241]	18.38[467]
KLT-80DS	33[840]	28[710]	42.5[1080]	46.75[1185]	40.5[1030]	20[508]	32.63[828]	14.5[368]	16.25[413]	12.5[318]	12[305]	76[1930]	11[279]	19.88[505]
KLT-100DS	35.5[902]	30[762]	42.5[1080]	49.25[1251]	43[1092]	27[686]	39.25[997]	18[457]	20.25[514]	10.5[267]	10[254]	79[2007]	12.5[318]	21.5[546]

**SHORT FORM SPECIFICATIONS**

Provide Blodgett model KLT-20DS (20 gallon), KLT-30DS (30 gallon), KLT-40DS (40 gallon), KLT-60DS (60 gallon), KLT-80DS (80 gallon) or KLT-100DS (100 gallon) direct steam tilting kettle on legs. The unit shall have a double wall interior to form a steam jacket around the lower 2/3 of the kettle. The bottom of the kettle shall be of hemispherical design for superior heat circulation. Unit shall have stainless steel mounting frame to support the kettle and tilt console shall conceal the steam piping, house the steam control valve and tilt mechanism. Each leg shall be fitted with a four hole adjustable flanged foot for securing to the floor. The tilt mechanism shall permit the kettle to tilt forward a full 90° for complete emptying. The tilting mechanism shall be self locking for positive stop action. Construction shall be all welded satin finish 304 stainless steel. 20, 30 and 40 gallon models shall have a 316 stainless steel liner. Unit shall be ASME code stamped and National Board registered. Provide options and accessories as indicated.

**PIPING REQUIREMENTS:**

Steam Supply 3/4" IPS (19 mm)  
Condensate Return 1/2" IPS (13 mm)

**STEAM PRESSURE:**

Minimum 5 PSI (34 kPa)  
Maximum 35 PSI (241 kPa) standard kettle  
50 PSI (345 kPa) optional high pressure kettle

Pressure reducing valve required if incoming steam pressure exceeds the kettle rating.

**SHIPPING INFORMATION:**

**Approx. Weight:**  
KLT-20DS 290 lbs. (132 kg)  
KLT-30DS 335 lbs. (152 kg)  
KLT-40DS 380 lbs. (172 kg)  
KLT-60DS 415 lbs. (188 kg)  
KLT-80DS 475 lbs. (215 kg)  
KLT-100DS 530 lbs. (240 kg)

**NOTE:** The company reserves the right to make substitutions of components without prior notice.

**BLODGETT**

www.blodgett.com

44 Lakeside Avenue, Burlington, VT 05401 • Phone: (802) 658-6600 • Fax: (802) 864-0183